



Lofts at Mayfair

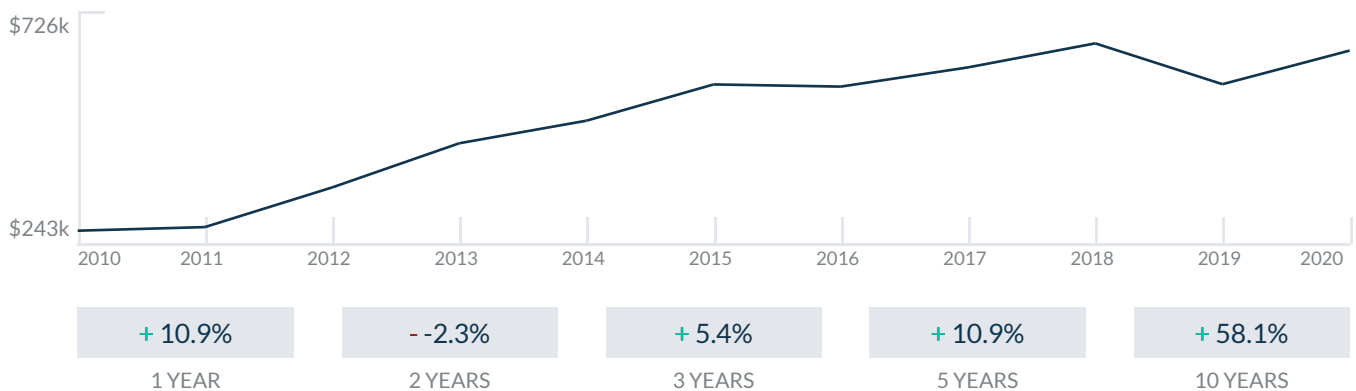
3339 Virginia St
Coconut Grove, FL 33133

Every month we compile this comprehensive market report focus on Lofts at Mayfair in this convenient and easy to read format. Our datas comes from more than six different sources including MLS Associations, County Offices and Financial Institutions. Get this report for free every month on our website loftsatmayfaircondosforsale.com.

Property Stats

POSTAL CODE 33133

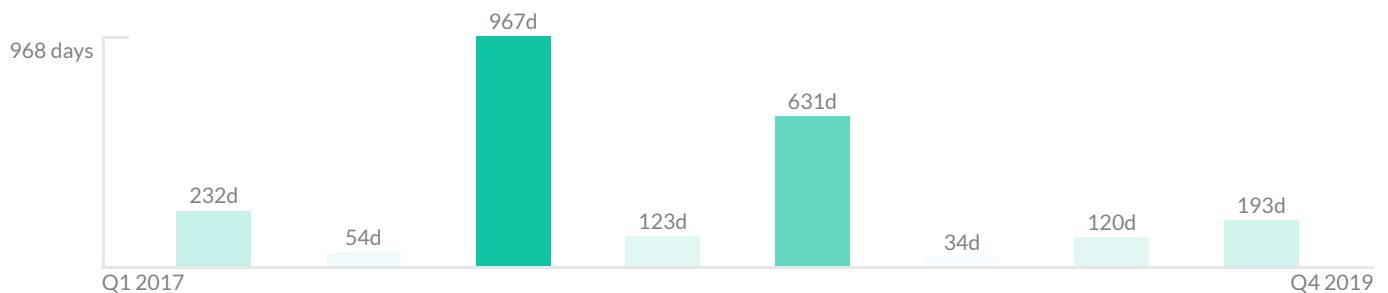
The property stats graph represents the median price evolution since ten years in your postal code area.



Similar Properties

DAYS ON THE MARKET

Everyday 3 months we monitor how many days it takes for similar properties to be sold. This is also a good indicator to know when to buy or sale!



Mortgage Rates

PER YEAR

Understanding mortgage economics is important when you want to buy with a loan. Below is the historical yearly average mortgage rates in the Unites States retrieved from Freddie Mac©

30 YEARS FIXED 4.4%



15 YEARS FIXED 3.9%



5/1-YEAR ADJUSTABLE 3.9%



Schools

CLOSEST

Having good schools nearby is important if you have kids or plan to rent or sell your home. Ratings are retrieved from the leading independent and nonprofit GreatSchools©

ELEMENTARY SCHOOL
Mater Grove Academy

10/10

MIDDLE SCHOOL
George Washington Carver Middle School

10/10

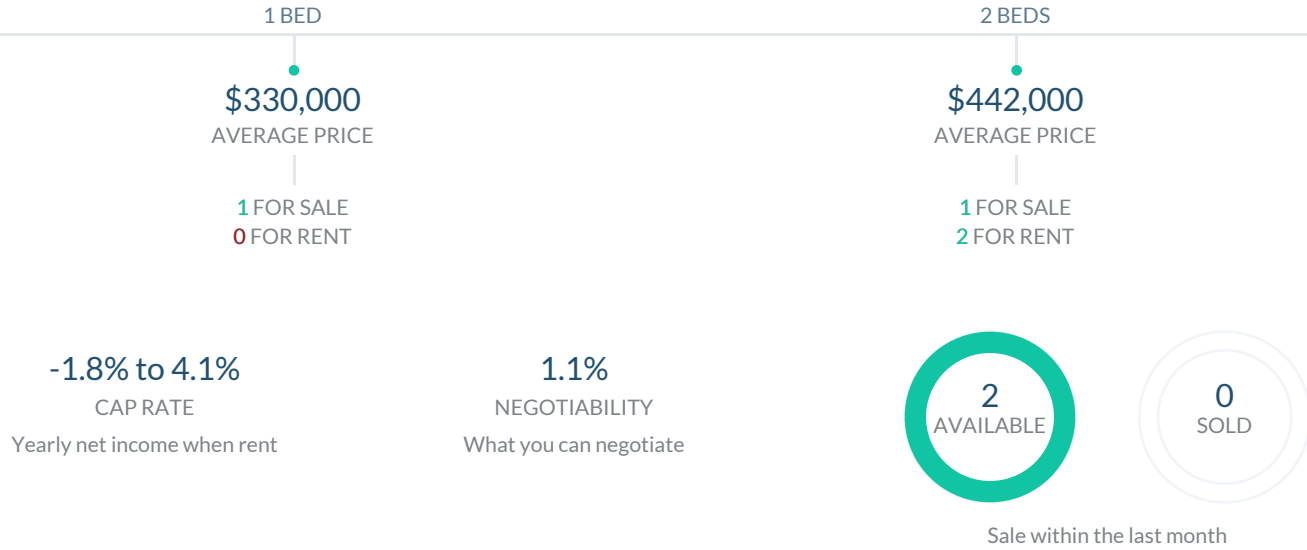
HIGH SCHOOL
Academy Of Arts & Minds

4/10

Insights

IN LOFTS AT MAYFAIR

Below the average listing prices of available unit per property type.



Activity

SOLD OR RENTED

Below the latest transactions reported by the local MLS Association for Lofts at Mayfair

| | | |
|---|---|---|
| <p>\$1,850</p> <p>UNIT 207</p> <p>RENTED AUG 2020</p> <p>1 Bath 1 Bed</p> | <p>\$1,900</p> <p>UNIT 322</p> <p>RENTED AUG 2020</p> <p>2 Bath 1 Bed</p> | <p>\$1,925</p> <p>UNIT 406</p> <p>RENTED JUL 2020</p> <p>2 Bath 1 Bed</p> |
| <p>\$1,900</p> <p>UNIT 314</p> <p>RENTED JUL 2020</p> <p>2 Bath 1 Bed</p> | <p>\$1,900</p> <p>UNIT 330</p> <p>RENTED JUL 2020</p> <p>2 Bath 1 Bed</p> | <p>\$2,000</p> <p>UNIT 105</p> <p>RENTED JUL 2020</p> <p>2 Bath 1 Bed</p> |

Sold

LAST 20 PROPERTIES SOLD IN LOFTS AT MAYFAIR

| Unit | Price | Beds/Baths | \$/Sqft | Sqft | Buying Date | Days on Market |
|-------|-----------|------------|---------|-------|-------------|----------------|
| R-3 | \$1,850 | 0/0 | N/A | N/A | Oct 2019 | 193 |
| PH-22 | \$389,000 | 1/1 | \$443.1 | 878 | Aug 2019 | 72 |
| 311 | \$267,000 | 1/2 | \$338.0 | 790 | Jul 2019 | 256 |
| RET-1 | \$350,000 | 0/0 | N/A | N/A | Jul 2019 | 31 |
| 407 | \$290,000 | 1/1 | \$367.1 | 790 | May 2019 | 56 |
| PH-28 | \$469,900 | 2/2 | \$428.4 | 1,097 | May 2019 | 12 |
| 207 | \$260,000 | 1/1 | \$329.1 | 790 | Feb 2019 | 631 |
| 203 | \$399,000 | 2/2 | \$378.9 | 1,053 | Dec 2018 | 123 |
| PH-5 | \$320,000 | 1/1 | \$364.5 | 878 | Apr 2018 | 967 |
| 307 | \$305,000 | 1/1 | \$363.5 | 839 | Dec 2017 | 74 |
| 307 | \$305,000 | 1/1 | \$363.5 | 839 | Dec 2017 | 74 |
| 128 | \$300,000 | 1/1 | \$379.7 | 790 | Oct 2017 | 33 |
| 128 | \$300,000 | 1/2 | \$379.7 | 790 | Oct 2017 | 33 |
| 304 | \$315,000 | 1/1 | \$398.7 | 790 | Jan 2017 | 232 |
| 304 | \$315,000 | 1/2 | \$398.7 | 790 | Jan 2017 | 232 |
| 402 | \$419,900 | 2/2 | \$402.2 | 1,044 | Oct 2016 | 64 |
| 402 | \$419,900 | 2/2 | \$402.2 | 1,044 | Oct 2016 | 64 |
| 339 | \$340,000 | 1/1 | \$430.4 | 790 | Oct 2016 | 150 |
| 407 | \$162,500 | 1/1 | \$418.8 | 388 | Oct 2016 | 35 |
| 306 | \$329,000 | 1/1 | \$416.5 | 790 | May 2016 | 117 |

Rented

LAST 20 PROPERTIES RENTED IN LOFTS AT MAYFAIR

| Unit | Price | Beds/Baths | \$/Sqft | Sqft | Rented Date | Days on Market |
|-------|---------|------------|---------|-------|-------------|----------------|
| 207 | \$1,850 | 1/1 | \$2.3 | 790 | Aug 2020 | 54 |
| 322 | \$1,900 | 1/2 | \$2.4 | 790 | Aug 2020 | 16 |
| 406 | \$1,925 | 1/2 | \$2.4 | 790 | Jul 2020 | 7 |
| 314 | \$1,900 | 1/2 | \$2.4 | 790 | Jul 2020 | 7 |
| 330 | \$1,900 | 1/2 | \$2.3 | 838 | Jul 2020 | 45 |
| 105 | \$2,000 | 1/2 | \$2.5 | 790 | Jun 2020 | 81 |
| 326 | \$1,900 | 1/2 | \$2.4 | 790 | Apr 2020 | 24 |
| PH-6 | \$2,950 | 2/2 | \$2.7 | 1,097 | Apr 2020 | 190 |
| PH-27 | \$2,950 | 2/2 | \$2.7 | 1,097 | Apr 2020 | 59 |
| 338 | \$1,900 | 1/2 | \$2.4 | 790 | Apr 2020 | 21 |
| PH-4 | \$2,000 | 1/2 | \$2.3 | 878 | Feb 2020 | 27 |
| 333 | \$1,900 | 1/2 | \$2.4 | 790 | Feb 2020 | 26 |
| 313 | \$2,500 | 2/3 | \$2.1 | 1,186 | Feb 2020 | 169 |
| 312 | \$2,000 | 1/2 | \$2.5 | 790 | Dec 2019 | 38 |
| 139 | \$1,900 | 1/2 | \$2.4 | 790 | Nov 2019 | 12 |
| 341 | \$2,650 | 2/3 | \$2.5 | 1,053 | Oct 2019 | 28 |
| 315 | \$1,850 | 1/2 | \$2.3 | 790 | Sep 2019 | 28 |
| 205 | \$1,850 | 1/1 | \$2.3 | 790 | Sep 2019 | 46 |
| 330 | \$1,900 | 1/2 | \$2.3 | 838 | Sep 2019 | 32 |
| 335 | \$1,900 | 1/2 | \$2.4 | 790 | Sep 2019 | 45 |

Currently Listed

ACTIVE LISTINGS 1/1

| Unit | Price | Beds/Baths | \$/Sqft | Sqft | Listing Date | Owner |
|------|-------------|------------|---------|------|--------------|-------------------|
| PH-3 | \$2,700/mth | 2/2 | \$2.5 | 1097 | Aug 2020 | RICHARD TER... |
| 302 | \$442,000 | 2/2 | \$419.8 | 1053 | Aug 2020 | RICARDO JES... |
| 315 | \$330,000 | 1/2 | N/A | N/A | Jul 2020 | TUFIC AKIL |
| 341 | \$2,650/mth | 2/3 | \$2.5 | 1053 | Jul 2020 | Les Entreprise... |